

D

Edge mark on first conductor

63,50

1,27 ± 0,08

AWG 28/7

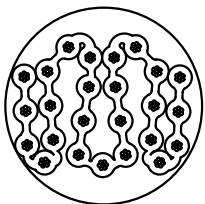
Grey

0,89 ± 0,08

Cross section at flat

0,64 ± 0,18

49 x 1,27 = 62,23 ± 0,38



Wire ————— Tinned copper
 Gauge ————— AWG 28/7 0,089 mm²
 Voltage rating ————— 300 Vr.m.s
 Current rating ————— 1,3 A at 10°C rise above ambient

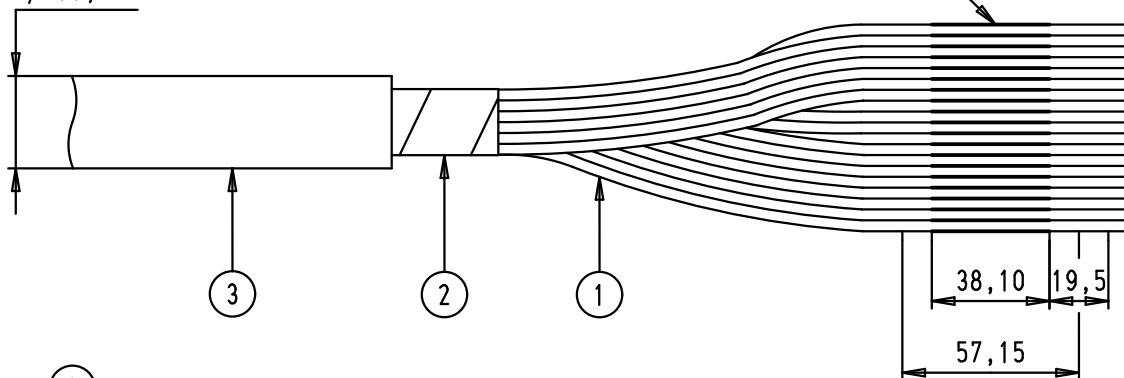
C

Capacity unbalanced ————— 78,7 pF/m nominal at 1MHz
 Impedance unbalanced ————— 75 Ω nominal
 Conductor resistance ————— 225 mΩ/m
 Propagation delay ————— 5,25 ns/m nominal
 Insulation material ————— PVC
 Temperature rating ————— -20°C (operating) | to +105°C
 -30°C (static)
 Insulation resistance ————— 10 000 MΩ/km

B

∅ 11,43

Slit section



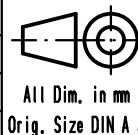
- ① : Flat cable, AWG 28/7
- ② : Clear polyester
- ③ : Outer jacket: black PVC

Approvals ————— UL Listed PLCC2-CL2
 CSA Certified AWM FT-1

A

09 18 050 7011	100 m (328 feet)
09 18 050 7008	30,48 m (100 feet)
Part number	Length per reel

			Dot.	Name
			Detail.	25/10/05 JMDR
			Insp.	
EC01911	25/05/10	SC	Stand.	
34612	20/09/07	PK		
33247	25/10/05	JMDR		
Mod.	Dot.	Name	HARTING EURL F-95972 Paris	



All Dim. in mm
Orig. Size DIN A 4

SEK 18 round flat cable,
not shielded, 50 poles

Maßstab/
Scale

TB 09 18 050 70XX

Blatt/ Page
2 / 2

Sub.

