X

Kontaktanordnung
contact arrangement

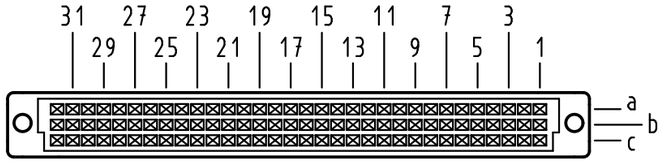

96 Einpress-Kontakte
96 press-in-contacts

⊠ = Einpress-Kontakt
= *press-in-contact*

□ = Kontaktposition nicht belegt
= *position without contact*

Z (2:1)

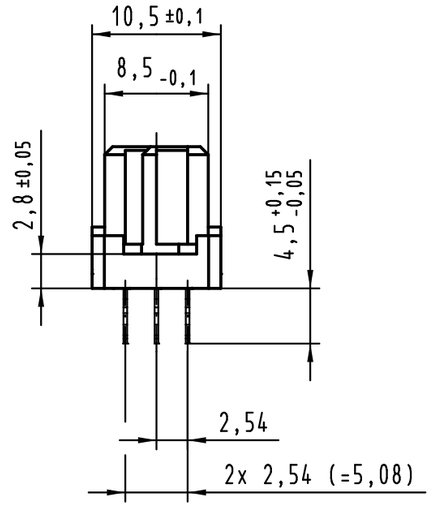

X

Lochbild
board drillings

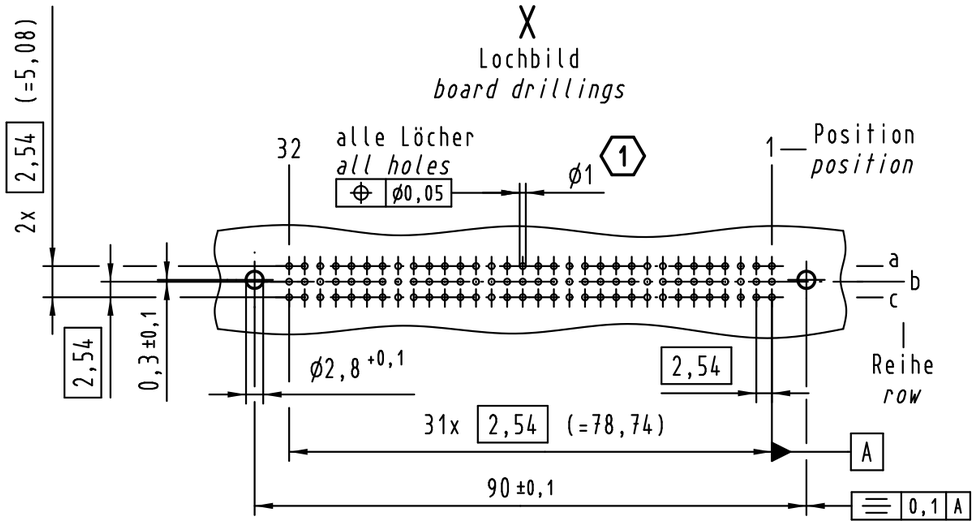

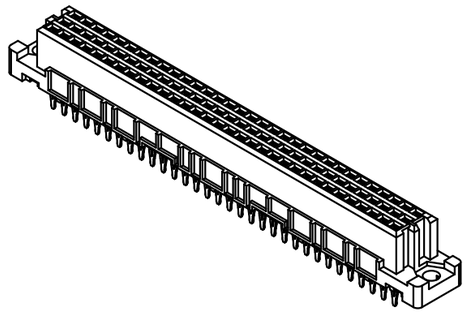

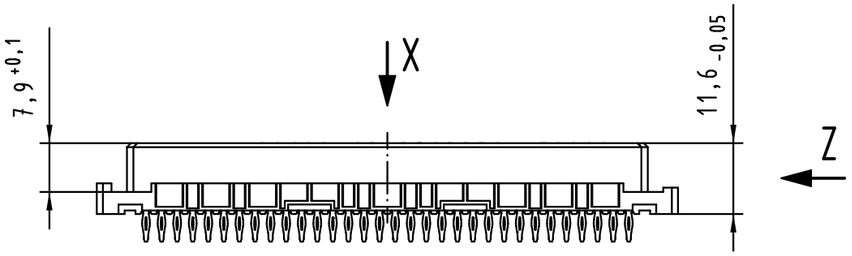

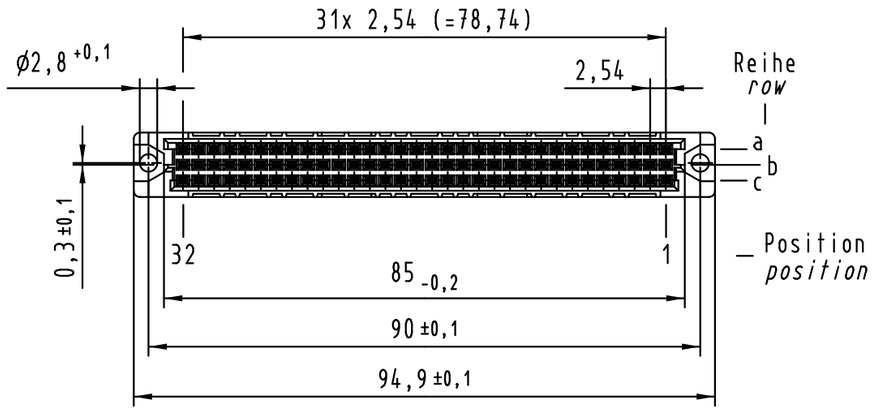

(1) Empfohlener Lochaufbau und weitere Informationen siehe: DS 09 03 214 00 01
recommended configuration of plated through holes and further information see: DS 09 03 214 00 01

09 03 296 5850	S4
Bestell-Nr. *part-no.*	Anforderungsstufe *performance level* (1)

All Dimensions in mm
Original Size DIN A 3

Techn. Character.

Nicht tolerierte Maße/ *Free size tolerances*
IEC 60603-2

	Dat.	Name	Maßstab/*Scale*
Detail.	05.07.11	Hage.	1:1
Insp.	05.07.11	mte	
Stand.			

har-bus C Federleiste
Einpress 4,5 , 96 pol.
har-bus C female connector
press-in 4,5 , 96 pol.

HARTING Electronics GmbH & Co. KG
D-32339 ESPELKAMP

TB 09 03 296 5850

Blatt/ *page*

Sub.

Mod.	Dat.	Name
36400		

Alle Rechte vorbehalten/ *All rights reserved*